

## GENERAL INFORMATION ABOUT THE TUNNEL

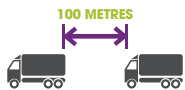
- The Limerick Tunnel is 675 metres long
- The maximum speed limit is 80 km/h or as displayed
- The average journey time through the tunnel is 30 seconds
- Toll Booths are located on the North side of the River Shannon at Clonmacken and at Cratloe

**For more information:**  
[www.limericktunnel.com](http://www.limericktunnel.com)  
 or call **061 583 291**

## HEAVY GOODS VEHICLES



Maximum permissible height  
 4.65 metres or 15'3" high



Keep a safe distance  
 from the vehicle in front - 100m



No overtaking for Vehicles  
 with 3 axles or more



Drivers of vehicles over 2.9m  
 wide must contact the Tunnel  
 Operator in advance of  
 entering the Tunnel

## USING THE LIMERICK TUNNEL



Check fuel before  
 entering the Tunnel



Remove sunglasses



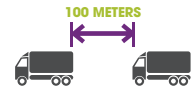
Switch on dipped  
 headlights



Tune into FM radio station  
 to hear safety instructions  
 in case of incident



Keep a safe distance  
 from the vehicle in front:



Cars - 50m  
 HGVs - 100m



Lane open



Lane closed



Do not turn or reverse



Do not stop, except  
 in an emergency



Obey speed limits



## THE LIMERICK TUNNEL

# YOUR USER AND SAFETY GUIDE



LANE OPEN



LANE CLOSED



SPEED LIMIT

[www.limericktunnel.com](http://www.limericktunnel.com)

Call us: 061 583 291

[www.limericktunnel.com](http://www.limericktunnel.com)

## IF YOU ARE INSTRUCTED TO STOP IN THE TUNNEL



Switch on warning lights



Maintain safe distance between vehicles



Switch off engine & leave your key in the ignition



Obey Operator instructions on FM radio and electronic signs



If instructed to exit the Tunnel, nearest exit is indicated by distance on the wall

## IF YOU BREAKDOWN OR ARE IN AN ACCIDENT



Switch on warning lights



Switch off engine & leave your key in the ignition



Go to emergency station. Use emergency phone to contact operator. Fire extinguishers available



Obey Operator instructions on FM radio and electronic signs



If your vehicle is on fire, switch off engine and leave vehicle immediately

## FIRE POINTS, EXITS & SAFETY EQUIPMENT

### TUNNEL OPERATOR

The Operator has full jurisdiction in the Tunnel. Drivers must obey instructions.

### FM RADIO BREAK-IN FACILITY

Tune into any FM radio station to hear safety instructions, in case of incident.

### CCTV

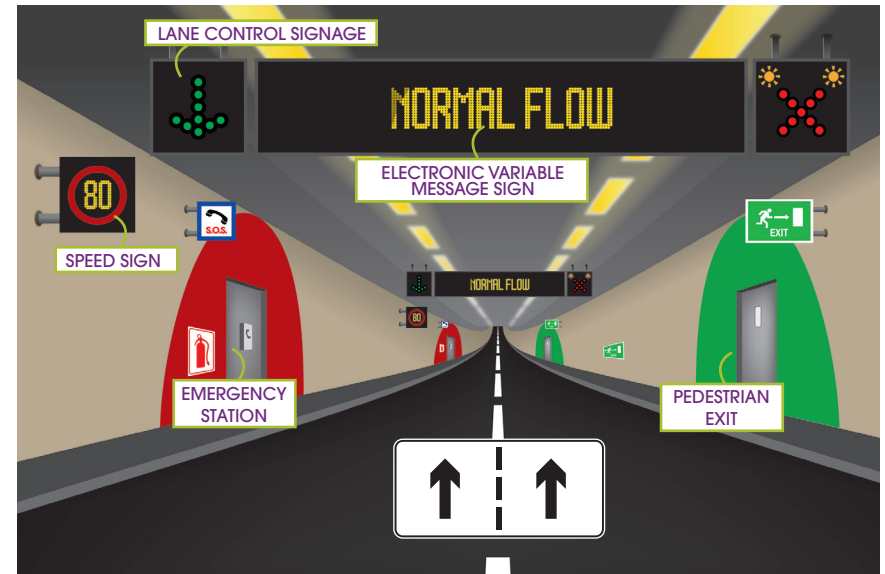
CCTV is in operation throughout the Tunnel.

### EMERGENCY STATIONS

Emergency Stations on the left have direct line telephones to Operator and fire extinguishers available.

### PEDESTRIAN EXIT

Exit via Pedestrian emergency escape doors when instructed to do so.



### FIRE FIGHTING

There are fire fighting cabinets with hydrants every 50m and hose reels every 50m.

### DISTANCE

Cars - 50m  
HGVs - 100m



LANE OPEN



LANE CLOSED

## IF THERE IS A FIRE IN THE TUNNEL



If there is smoke or fire behind you, drive out of the Tunnel.



If there is smoke or fire ahead, stop vehicle, turn off engine, leave key in the ignition, leave your vehicle immediately and exit the tunnel via nearest Pedestrian exit.



Nearest Pedestrian exit is indicated by distance on the wall. Obey Operator's instructions.